























































































































Environmental Health Departmental Service Plan 2010/11 Performance and Progress Report




















| Action Status | |
|-----------------------------------------------------------------------------------|--------------|
|  | Cancelled |
|  | Overdue; |
|  | Not Started; |
|  | In Progress; |
|  | Completed |





| Code & Title | Due Date | Status Icon | Progress Bar | Latest Note |
|----------------------------------------------------------------------------------------------------------------------------------|-------------|---------------------------------------------------------------------------------------|---------------------------------------------------------------------------------------|----------------------------------------------------------------------------------|
| SD10_PEN01 Climate Change: Implement climate change action plan including actions to deliver 10:10 commitment | 30 Jun 2011 |  |  | 10:10 Targets as agreed by Cabinet achieved, new programme including PV underway |
| SD10_PEN01.01 Implement climate change action plan | 30 Jun 2011 |  |  | 10:10 plan delivered, new extended programme underway |
| SD10_PEN01.02 CO2 Monitoring arrangements | 31 Mar 2011 |  |  | Completed |
| SD10_PEN02 Climate Change: Monitoring mechanisms for NI 186 | 31 Mar 2011 |  | | NI 186 now deleted |
| SD10_PEN03 Climate Change: Monitoring mechanisms for NI 187 | 31 Mar 2011 |  | | NI 187 now deleted |
| SD10_PEN04 Climate Change: Monitoring mechanisms for NI 188 | 31 Mar 2011 |  | | NI 186 now deleted |
| SD10_PEN05 Climate Change: Develop a sustainability checklist for decisionmakers | 01 Jan 2011 |  |  | Not commenced. Intended to be taken forward to 2011/12 |
| SD10_PEN06 Climate Change: Review of Council sandbag stores | 01 Oct 2010 |  |  | Review complete, plan in place for 2011 onwards to reduce costs |
| SD10_PEN07 Climate Change: Report surface water management issues to EA Flood Incident Team and seek incorporation into LDC SFRA | 01 Mar 2011 |  |  | Completed |
| SD10_PEN08 EMAS: Review the Travel Plan and seek improvements | 01 Jan 2011 |  |  | Travel Plan agreed by CMT and being implemented |
| SD10_PEN09 EMAS: Improve the system of monitoring and co-ordinating better management of energy usage across the Council estate | 01 Jul 2011 |  |  | Energy usage management improved |
| SD10_PEN10 Air Quality: Manage the Lewes Air Quality Management Area | 31 Mar 2011 |  |  | Management plan actions completed |
| SD10_PEN10.01 Air Quality: Model the impact of two potential highway changes to the LAQAP | 31 Mar 2011 |  |  | Modelling completed. |

| | | | | |
|--------------------------------------------------------------------------------------------------------------------------|-------------|---------------------------------------------------------------------------------------|---------------------------------------------------------------------------------------|------------------------------------------------------------------------------------------------------------|
| SD10_PEN10.02 Air Quality: Deliver all action plan milestones in accordance with the LAQAP | 31 Mar 2011 |  |  | Car Club, cycle challenge and associated actions completed. Fume Free Friday delivered on alternative date |
| SD10_PEN11 Air Quality: Finalise whether an AQMA is required in Newhaven | 31 Mar 2011 |  |  | Still in negotiation with DEFRA over evidence for Air Quality Mgmt Area. Action carried forward to 2011/12 |
| SD10_PEN12 Contaminated Land: Lewes (1) | 01 Sep 2010 |  |  | Remediation complete |
| SD10_PEN13 Contaminated Land: Plumpton | 01 Oct 2010 |  |  | Completed, final results communicated to residents |
| SD10_PEN14 Contaminated Land: Newhaven | 01 May 2010 |  |  | Completed, final results communicated to residents |
| SD10_PEN15 Contaminated Land: North Chailey | 01 Oct 2010 |  |  | Completed, final results communicated to residents |
| SD10_PEN16 Contaminated Land: Lewes (2) | 01 Feb 2011 |  |  | Completed, final results communicated to residents |
| SD10_PEN17 Contaminated Land: Identify next priority sites and undertake desk top studies | 01 Feb 2011 |  |  | Study completed, priorities for 2011 onwards set |
| SD10_PEN18 Energy Efficiency: Continue Keep Warm in Winter contract with Climate Energy | 31 Mar 2011 |  |  | Project completed |
| SD10_PEN19 Energy Efficiency: Work in partnership with OVESCO to deliver renewable energy grants | 31 Mar 2011 |  |  | Project completed, funding changes mean work with OVESCO to cease |
| SD10_PEN20 Energy Efficiency: Develop a 10:10 loan scheme for renewable energy installations | 01 Jun 2010 |  |  | Loans scheme in place |
| SD10_PEN21 Regulatory Services: Introduce new Health & Safety risk rating system | 01 Dec 2010 |  |  | New system introduced and in use |
| SD10_PEN22 Regulatory Services: Undertake Fit 3 campaigns | 01 Mar 2011 |  |  | Campaigns completed, new priorities set for 2011 onwards |
| SD10_PEN23 Regulatory Services: Introduce Scores on the Doors scheme | 31 Mar 2011 |  |  | Scheme now live, continuing management of impact on workload carried forward top 2011/12 plan |
| SD10_PEN24 Regulatory Services: Work with Tourism and Economic Development to identify local business support priorities | 01 Sep 2010 |  |  | Survey complete, economic development targets incorporated into 2011/12 plan |
| SD10_PEN25 Community Safety: Participate in Clean & Green scrutiny review | 01 Oct 2010 |  |  | Completed, results reported to Cabinet |
| SD10_PEN26 Community Safety: Dog fouling on land complaints | 01 Oct 2011 |  |  | New system in place, joint working with PCSOs in place |
| SD10_PEN27 Community Safety: Undertake a review of the Police/EH information protocol | 01 Dec 2011 |  |  | LDC review completed, final outcome delayed as ESCC analysts service unavailable for foreseeable |
| SD10_PEN28 Community Safety: Run 40 Noise Patrols over the summer | 01 Oct 2010 |  |  | Patrols completed. |
| SD10_PEN29 Community Safety: Complete 4 Environmental Visual Audits of Urban Locations | 01 Mar 2011 |  |  | EVAs now replaced by Quality Streets - at least 4 delivered, more planned |
| SD10_PEN30 Community Safety: Review Audible Alarm nuisance procedures to allow more rapid silencing of nuisance alarms | 31 Dec 2011 |  |  | Not undertaken in 2010/11 due to pressure of workloads, carried forward to 2011/12 |
| SD10_PEN31 Licensing: Run educational and enforcement campaign | 01 Oct 2011 |  |  | Campaign delivered via officer visits and Pubwatch scheme |
| SD10_PEN32 Healthy Living: Provide food hygiene training to at least 30 people | 01 Mar 2011 |  |  | Completed, 4 courses delivered |
| SD10_PEN33 Healthy Living: Participate in Health Improvement Partnership Priority Review | 01 Mar 2011 |  |  | Completed, PCT yet to publish results |
| SD10_PEN34 Healthy Living: Participate in the Lewes and Wealden Health Improvement Programme (HIMP) sub-group | 31 Mar 2011 |  |  | Future of HIMP uncertain with NHS reform, but involvement in HIMP or successor taken forward to 2011/12 |

| | | | | |
|-----------------------------------------------------------------------------------------------------------------------|-------------|---------------------------------------------------------------------------------------|---------------------------------------------------------------------------------------|---------------------------------------------------------------------------------------------------------------------------------|
| SD10_PEN35 Healthy Living: Participate in Tobacco Control National Support Team review of HIMP actions | 01 Jul 2010 |  |  | Completed |
| SD10_PEN36 Private Sector Housing: Develop an empty properties loan | 01 Jul 2010 |  |  | Loan scheme in place |
| SD10_PEN37 Licensing: Develop an action plan for the regulation of HMOs that fall outside of the licensing scheme | 01 Jul 2010 |  |  | Action plan drafted, desktop risk rating undertaken, inspections to commence 2011 |
| SD10_PEN38 Licensing: Ensure all licensed HMOs are subject to at least one monitoring visit annually | 01 Mar 2011 |  |  | All inspections completed |
| SD10_PEN39 Private Sector Housing: Develop a Housing Enforcement Policy | 01 Dec 2010 |  |  | Policy drafted, in consultation phase |
| SD10_PEN40 Private Sector Housing: Conduct a private sector house condition survey of the District's housing stock | 01 Dec 2010 |  |  | Contractors appointed, property surveys underway, will be completed in 2011/12 |
| SD10_PEN41 Private Sector Housing: Work with ESCC Children's Services to reduce waiting time for DFGs | 01 Sep 2010 |  | | ESCC Children's Services unable to progress. |
| SD10_PEN42 Private Sector Housing: Undertake scrutiny review of Disabled Facilities Loan Scheme | 01 Dec 2010 |  |  | Scrutiny review completed, improvements implemented |
| SD10_PEN44 Customer Excellence: Successfully renew our Charter Mark accreditation | 01 Jun 2010 |  |  | Charter Mark successfully renewed |
| SD10_PEN45 Customer Excellence: Ensure H&S enforcement service meets the HSE's new national guidance | 01 Mar 2011 |  |  | H&S enforcement compliant with HSE guidance, ongoing compliance management taken forward to 2011/12 |
| SD10_PEN46 Customer Excellence: Review all performance data provided on the website and re-publish | 01 Jul 2010 |  |  | Performance data published |
| SD10_PEN47 Customer Excellence: Review nuisance investigation procedure | 01 Oct 2010 |  |  | Review completed, new web content and electronic form introduced. Further review for high volume service programmed for 2011/12 |
| SD10_PEN48 IT Developments: Introduce online procedures manual for all officers | 01 Mar 2011 |  |  | Completed |
| SD10_PEN49 IT Developments: Introduce online template document library for all teams | 01 Mar 2011 |  |  | Completed |
| SD10_PEN50 IT Developments: Achieve remote access to MVM and associated procedures and documents for duty officers | 01 Mar 2011 |  |  | First mobile working laptop on field trials. target taken forward to 2011/12 |
| SD10_PEN51 IT Developments: Review all EH web pages and republish under revised corporate scheme | 01 Jul 2010 |  |  | New scheme published, online service requests facility now live but will be expanded in 2011/12 |
| SD10_PEN52 Regulatory Services: Continue flexible warranting scheme for Health & Safety Inspectors | 01 Mar 2011 |  |  | Continuing |
| SD10_PEN53 Partnership Working: Participate in Major Incident Team | 01 Mar 2011 |  |  | Continuing |
| SD10_PEN54 Partnership Working: Test and simulate at least 2 plans from the emergency planning suite | 01 Mar 2011 |  |  | Business Continuity and Flood plans tested |
| SD10_PEN55 Partnership Working: Publish 2 emergency planning newsletters | 01 Mar 2011 |  |  | Newsletters published |
| SD10_PEN56 Partnership Working: Work with others to ensure public health and safety at the Lewes Bonfire celebrations | 01 Dec 2010 |  |  | Completed, serious accident at Commercial Square Bonfire site investigated |
| SD10_PEN57 Workforce: Complete appraisal and TNA for all staff | 01 Aug 2010 |  |  | Completed |
| SD10_PEN58 Workforce: Conduct exit interview analysis of staff leaving the department over the period 2008 to 2010 | 01 Aug 2010 |  |  | Completed |
| SD10_PEN59 Workforce: Introduce new competency | 01 Aug 2010 |  |  | Initial assessments completed, ongoing maintenance taken forward under compliance with HSE guidance |

| | | | | |
|-------------------------------------------------------------------------------------------------------------------------------------------|-------------|-------------------------------------------------------------------------------------|-------------------------------------------------------------------------------------|----------------------------------------------------------------------------------------------------------------|
| assessments for all Commercial Enforcement Officers | | | | target |
| SD10_PEN60 Workforce: Support 2 further members of staff to achieve registration with the Environmental Health Officer Registration Board | 31 Mar 2013 |  |  | 2 officers now completed registration 2 more commenced MSC studies |
| SD10_PEN61 Equality & Diversity: Include paragraph promoting availability of information in different languages/formats | 01 Dec 2011 |  |  | Nuisance service leaflets reviewed and adapted |
| SD10_PEN62 Equality & Diversity: Review and consult on a revised enforcement policy for EH | 31 Mar 2011 |  |  | Appendix to corporate enforcement policy in draft form, consultation and adoption to be completed in 2011/12 |
| SD10_PEN63 Equality & Diversity: Consult according to national guidance on review of Alcohol and Entertainment Licensing Policy | 01 Jan 2011 |  |  | Consultation completed |
| SD10_PEN64 Equality & Diversity: Conduct customer satisfaction surveys on our pest control, DFGs and Noise Nuisance services | 01 Dec 2011 |  |  | All surveys completed |
| SD10_PEN65 Equality & Diversity: EIA - Commercial Enforcement | 01 Oct 2010 |  |  | Assessment commenced, but overtaken by changes to corporate approach to EIAs. New targets for 2011/12 in place |
| SD10_PEN66 Equality & Diversity: EIA - Animal Control | 01 Jul 2010 |  |  | Assessment commenced, but overtaken by changes to corporate approach to EIAs. New targets for 2011/12 in place |
| SD10_PEN67 Equality & Diversity: EIA - Housing Grants | 01 Jun 2010 |  |  | Completed as part of scrutiny of grant service |
| SD10_PEN68 Equality & Diversity: Maintain departmental representation on the EWG | 31 Mar 2011 |  |  | Ongoing representation |

Key Aim: Protecting and Enhancing the Quality of the Local Environment
Progress on Council Plan actions and projects in 2010/11

| Action | Progress in 2010/11 | Target Date | Status | Comments |
|-------------------------------------------------------------------------------|-------------------------------------------------------------------------------------|-------------|---------------------------------------------------------------------------------------|------------------------------------------------------------------------------------------------------------------------|
| Environmental Health | | | | |
| Deliver a public awareness event to promote the Lewes Air Quality Action Plan |  | 30 Nov 2010 |  | The public awareness event was downscaled due to adverse weather on the day but a second event was held in early 2011. |
| Identify further contaminated land priority sites |  | 31 Oct 2010 |  | Desktop study completed. |

Key Aim: Protecting and Enhancing the Quality of the Local Environment
Outcomes in 2010/11

Objective 2 - Future land use and development is sustainable and environmental quality and standards are maintained

- A Community Car Club was launched in Lewes town in partnership with Common Wheels.
- An Open Energy Saving House Weekend (19 & 20 June, a free event, open to all) was organised by the Energy Group of Transition Town Lewes, with help from the Council's Environmental Health Team.
- A community renewable energy event was held in Hamsey and the Smarter Living Programme was launched in Ringmer and Plumpton and on the Neville Estate, Lewes.
- External funding was secured to enable flood protection works to be carried out in parts of Lewes town.
- We launched a renewable energy loan scheme to help homeowners to fund new renewable energy installations.

Objective 4 - Public areas meet national standards of cleanliness

- A 'One Street a Month' campaign took place aimed at targeting localities with information and advice on a range of safety, crime and anti-social behaviour prevention measures.

Key Aim: Protecting and Enhancing the Quality of the Local Environment**Performance outturns for 2010/11**

| Annual Target 2010/11 | Actual 2010/11 | Indicator Reference | RAG | Description of Indicator | P | T | See Note |
|--------------------------------|---------------------------------------|---------------------|-----------------|-------------------------------------------------------------------------------------------------------------------------|-----|-----|----------|
| (1) | (2) | (3) | (4) | (5) | (6) | (7) | (8) |
| 3% overall reduction per annum | 9.1% reduction since 2005 (2008 data) | NI 186* | Green | Per capita reduction in CO ₂ emissions in the local authority area | | « | |
| Overall reduction | 6.15 tonnes (provisional) | NI 194 | To be confirmed | Air Quality - % reduction in NO _x and primary PM10 emissions through local authority's estate and operations | - | - | 3 |
| 80 | 82 (provisional) | L36 | Green | Number of new renewable energy installations supported in the District | | | 5 |

Explanatory Notes:

| | | |
|---|--------|---------------------------------------------------------------------------------------------------------------------------------------|
| 3 | NI 194 | Trend data is not appropriate to report as more accurate information is currently being collated. This will be updated in due course. |
| 5 | L36 | This data is provided by the Council's contractor and is awaited. The figure is an estimate based on the Q3 position. |

Key Aim: Supporting and promoting tourism and a prosperous local economy**Outcomes in 2010/11**

Objective - Vibrant and accessible town centres

- The Council continued to play its part in the annual Bonfire celebrations. A range of public information leaflets and route maps were produced and Council staff worked closely with the Police and a range of other agencies and organisations to ensure that public health and safety was maintained.







Key Aim: Supporting and promoting tourism and a prosperous local economy**Performance indicators in 2010/11****Headlines**

- Satisfaction with our food safety and health and safety inspection and enforcement service continues to improve.

| Annual Target 2010/11 | Actual 2010/11 | Indicator Reference | RAG | Description of Indicator | P | T | See Note |
|-----------------------|----------------|---------------------|-------|---------------------------------------------------------------------|-----|-----|----------|
| (1) | (2) | (3) | (4) | (5) | (6) | (7) | (8) |
| >86% | 87% | NI 182 | Green | Satisfaction of businesses with local authority regulation services | | | |

Key Aim: Supporting the housing, health and social needs of everyone in our communities

Progress on Council Plan actions and projects in 2010/11

| Action | Progress | Target Date | Status | Comments |
|--------------------------------------------------------------|-----------------------------------------------------------------------------------|-------------|-------------------------------------------------------------------------------------|-------------------------------------------------------------------------------------------------------------------------------------------------------|
| Environmental Health | | | | |
| Undertake a review of the Alcohol Licensing Policy |  | 31 Jan 2011 |  | Consultation completed and new policy adopted October 2010. |
| Support Food Standards Agency Saturated Fat Campaign |  | 31 Dec 2010 |  | The Food Standards Agency has cancelled this campaign. |
| Review and publish a revised Private Sector Housing Strategy |  | 31 Mar 2011 |  | District wide House Conditions Survey to inform the Strategy is currently in progress. The Strategy will be set based on the outcomes of this survey. |

Key Aim: Supporting the housing, health and social needs of everyone in our communities

Outcomes in 2010/11

Objective - Affordable and decent housing is available to all and meets individual needs

- Funding worth £8.570 million was approved for the BEST housing partnership to support vulnerable people living in poor housing conditions in the region - £305, 419 of this is allocated to the Lewes District. This funding has enabled the Council to review its financial assistance policy and introduce 2 new loans aimed at encouraging renewable energy and making better use of empty dwellings. The BEST partnership, of which the Council is a partner, is the biggest and most successful in the South East.
- 67 Disabled Facilities Grants were awarded totalling £438,416 to assist disabled people to live independently in their homes.

Objective - Good quality facilities and services that meet local needs

- 98% of people using the Council's pest control service said they were satisfied with the service they received.

Objective - People are safe, healthy and lead active lifestyles

- Over 800 school children took part in the Safety in Action event at Newhaven Fort. The event is run in partnership with Sussex Police and other agencies.
- The owner of Seaford Bakery has been successfully fined for breaching food hygiene legislation.
- Free electric blanket testing events took place in parts of the District.

Key Aim: Supporting the housing, health and social needs of everyone in our communities

Performance Indicators in 2010/11

Headlines

- Performance on improving food hygiene standards in local food establishments is improving compared to last year but is still short of our very

challenging target.

| (1) | (2) | (3) | (4) | (5) | (6) | (7) | (8) |
|-----|-----|--------|-----|-----------------------------------------------------------------------------------|-----|-----|-----|
| 93% | 85% | NI 184 | Red | Food establishments in the area which are broadly compliant with food hygiene law | | | 2 |

Explanatory Notes:

| | | |
|---|--------|----------------------------------------------------------------------------------------------------------|
| 2 | NI 184 | The under-performing food businesses have been identified for a targeted enforcement project in 2011/12. |
|---|--------|----------------------------------------------------------------------------------------------------------|

Environmental Health Performance Indicators 2010/11

| Officer | Indicator description | 2010/11 Actual | 2011/12 Target |
|---------------------------------------------------------------|----------------------------------------------------------|-----------------------------------------|----------------|
| Generic Performance Indicators & Activity Measures | | | |
| TA | Total number of requests for service | 5869 | n/a |
| TA | Percentage Service Requests via Telephone | New Indicator, not previously collected | 85% |
| TA | Percentage Service Requests via Email | New Indicator, not previously collected | 5% |
| TA | Percentage Service Requests via Online Forms | New Indicator, not previously collected | 10% |
| TA | Percentage Service Requests Completed with Admin Advice | New Indicator, not previously collected | 10% |
| TA | Number of Service Requests Still Active over 90 days old | New Indicator, not previously collected | 5% |

| | | | |
|----|-------------------------------------------------------------------|--------------------------------------------|------------------------|
| KB | Percentage of letters answered within 7 working days | 100% | 100% |
| KB | Percentage of telephone calls answered within 20 seconds | 97% | 97% |
| KB | Average number of sick days per FTE | 11.5 | 5.0 |
| TA | Number of justified complaints received about Env Health Services | 7 | 4 |
| KB | Percentage variance of spend against Departmental revenue budget | To be reported later in year | 0% |
| KB | Percentage variance of income against Departmental revenue budget | To be reported later in year | 0% |
| TA | Car journeys per FTE | New Indicator, not previously collected | 2011/12 to be baseline |

Private Sector Housing Performance Indicators

| | | | |
|----|----------------------------------------------------------------------------------------------------------------------|--------------------------------------------|------|
| GO | Number of category 1 & 2 hazards inspected during the year under the housing health and safety rating scheme (HHSRS) | 134 | 150 |
| GO | No. of Cat 1 Excess Cold HHSRS Hazards remedied | New Indicator, not previously collected | 20 |
| GO | Number of DFG applications approved | 73 | 70 |
| GO | Number of Chargeable Housing Act Notices served | New Indicator, not previously collected | 10 |
| GO | Number of Keep Warm in Winter Grants | New scheme | 342 |
| GO | Percentage of DFG applications recommended for approval within 4 weeks of completed application | To follow | 80% |
| GO | Percentage DFG budget spent | 65.6% | 100% |
| GO | Number of Quality Streets projects attended by Housing Team | New Indicator, not previously collected | 2 |

Commercial Performance Indicators

| | | | |
|----|-------------------------------------------------------------|-------|------|
| TW | Satisfaction of businesses with Commercial Enforcement Team | 86.7% | 90% |
| TW | Total number of food inspections completed | 484 | 483 |
| TW | Total number of health and safety inspections completed | 174 | 100 |
| TW | Percentage of planned food inspections completed | 100% | 100% |

| | | | |
|----------------------------------------------|------------------------------------------------------------------------------------------------|-----------------------------------------------------------|------|
| TW | Percentage of planned health and safety inspections completed | 100% | 100% |
| TW | Percentage of Food Businesses with a Food Hygiene Rating of 3 or greater | New Indicator, not previously collected, 88% as of 1/4/11 | 91% |
| TW | Number of Requests for Health and Safety Advice | New Indicator, not previously collected | 50 |
| Public Health Performance Indicators | | | |
| EH | Percentage of noise complaints responded to within the service standard | 96.4% | 97% |
| EH | Households receiving equipment under the home safety equipment loan scheme | 216 | 100 |
| EH | Percentage of planned Private Water Supply Samples taken | New Indicator, not previously collected | 100% |
| EH | Percentage of Infectious Disease Notifications responded to within service standard | New Indicator, not previously collected | 90% |
| EH | Percentage of Community Panels attended at least once during year (shared with Animal Control) | New Indicator, not previously collected | 100% |
| EH | Number of Quality Street Projects attended | New Indicator, not previously collected | 10 |
| Animal Control Performance Indicators | | | |
| TA | Total number of requests for pest control service | 2458 | n/a |
| TA | Percentage of Customers satisfied with pest control service | 97.8% | 97% |
| TA | Percentage of dog nuisance complaints responded to within the service standard | 95.8% | 97% |
| TA | Number of Dog Fouling Complaints received | 148 | 120 |
| TA | Number of Dog Fouling Patrols undertaken | New Indicator, not previously collected | 100 |
| TA | Number of FPNs, Prosecutions or equivalent cautions for fouling offences | 0 | 1 |
| TA | Number of Stray Dogs returned to owner and costs recovered | New Indicator, not previously collected | 75 |
| Licensing Performance Indicators | | | |
| EH | Total number of Licensing complaints | New Indicator, not previously collected | n/a |
| | | | |

| | | | |
|--------------------------------------------------------|-------------------------------------------------------------------------|------------------------------------------------------------|-----|
| EH | Percentage of Licensing complaints responded to within service standard | New Indicator, not previously collected | 95% |
| Environmental Protection Performance Indicators | | | |
| TB | Total number of LAAPC compliance visits completed | 7 | 7 |
| TB | Months of excess NOx within Lewes AQMA | New Indicator, not previously collected | n/a |
| TB | Number of residents signed up to air alert | New Indicator, not previously collected 48 as of 1/4/11 | 70 |
| TB | Number of Car Club Members | 42 | 70 |